

Kids: You've learned so much about garage safety!
Now share this list with Mom and Dad so they can learn something, too!



Give your garage door and opener a checkup.

Your garage door and opener may not be operating properly, or even safely. Don't chance it. Check it with these 3 easy steps.

- 1 Check the sides of your garage door for properly installed photo-eyes (black sensors), mounted no higher than 6 inches off the floor.
- 2 Block the photo-eye with an object over 6 inches tall, and press the garage door opener's close button. The door should not close.
- 3 Lay a 1.5 inch-high object on the ground in the door's path, and press the close button. The door should reverse off this object.

This is intended as a guide to test for safety features.

To ensure that your garage door and garage door opener are working properly, contact a professional LiftMaster® dealer.

LiftMaster®
GARAGE DOOR OPENERS

EXPLORE GARAGE SAFETY




WITH SAFETY CAT


LiftMaster®
GARAGE DOOR OPENERS

Playing is fun-
but it's important to be safe, too.

Don't chance it. Read this story and learn how to be
safe in the garage, near garage doors and with garage
door openers.



Now, here's the fun part: as you learn,
you can also color in the pages!





Yesterday, Safety Cat went into
the garage to play.
While he explored,
I learned: Don't chance it.
Remember...

**"Garages are for cars, not
for kids or cats."**




"When you play, stay out of the way."

First, Safety Cat was playing
and didn't notice Dad back his car in.
Safety Cat had to jump out of the way!
Now I know: Don't chance it. Remember...

**"Grown-ups park in the garage.
Kids play in the yard."**






**"You can't
win a race with a garage door."**

Later, Safety Cat raced toward the garage as
the door was closing. He's lucky he didn't get hurt!
Don't chance it. Remember...


**"When the garage door is
coming down, smart kids don't
run under it."**



**"Keep
your hands away - moving
garage doors never play!"**

When the garage door moves,
chains pull, rollers roll, hinges hinge.
Safety Cat doesn't pounce.
He knows: Don't chance it.
Remember...


**"When
doors are
moving,
stay out
of the way."**



**"Don't
get pushy
with buttons
and switches."**

One time, Safety Cat got curious. He climbed up and pushed the little button next to the door that goes inside the house... Then the garage door closed! It was scary, but Mom let us out. Don't chance it. Remember...

**"Don't have fun with
buttons that make
doors run!"**



**"More trouble with buttons
and switches."**

Safety Cat and I went with Dad in the car. When we got near home, Dad pushed a button to open the garage door. Then Safety Cat pressed it, and the garage door almost came down on the car! I learned: Don't chance it. Remember...

**"Even if you're a cat, leave
grown-up controls alone,
wherever they're at!"**



**"Toys are for play -
but keep them out of the way!"**

Sometimes Safety Cat and I forget to pick up our
toys when we play. We left my bike where the garage
door comes down, and cruuuunch! Don't chance it.

Remember...

**"To keep toys
safe and sound, make
sure they're not
where the door
comes down."**



LiftMaster®

For free
garage door opener safety
information

LiftMaster.com/GarageSafety
855-GRG-SAFE

©2013 LiftMaster All Rights Reserved
845 Larch Ave., Elmhurst, IL 60126
LMSPCB0001 10/13