

HDFX

High Speed Exterior Door



TNR® delivers a high speed exterior door system that combines a simplified design with the rugged durability of the traditional TNR rubber door.

COST EFFECTIVE PERFORMANCE

Easy to install, efficient to operate and maintain

HIGH TRAFFIC

Maintains productivity under high process flow demands

DOOR IMPACT CONCERNS

Easily handles lift truck and vehicle impacts

APPLICATIONS

Ideal for light manufacturing and commercial exterior applications

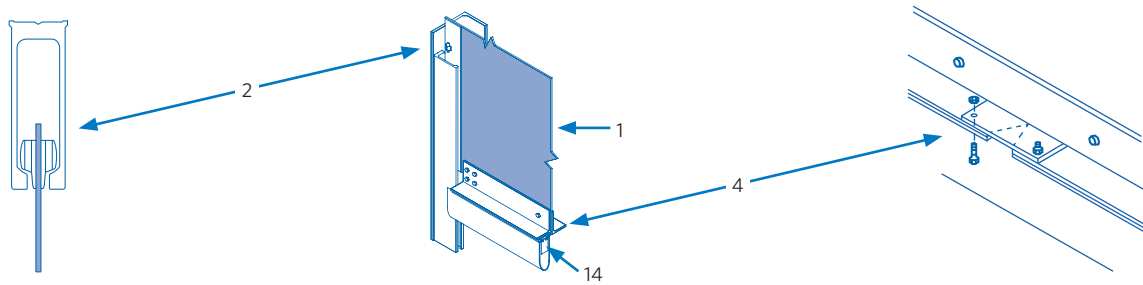


***Tough 'n' Ready
For Your Challenging
Environments***


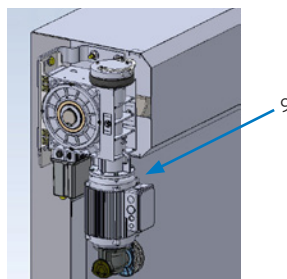
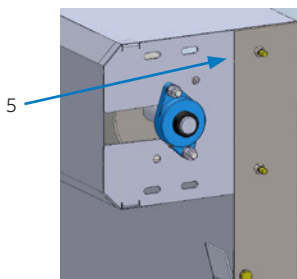
HIGH SPEED EXTERIOR DOOR—Direct Drive Springless

Applications: Manufacturing, food processing, automotive, transit & postal depots and airports.

Mechanical Feature	Description	Benefit
1 Rubber Curtain Material - 5 year warranty	3/32" thick SBR rubber with polyester core weave reinforcement. Black with standard vision stripe.	Flexible and resistant to abusive environments and impacts in temperatures from -40°F to +180°F.
2 NEWGEN® Guide and Curtain Lok™ system - Limited Lifetime warranty	Patented curtain retention system that releases upon impact	Reliable & consistent door operation, withstand repeated impacts, quick to repair & reset, no guide gap maintenance required.
3 Door Size - W x H	From 8' x 8' up to 18' x 18'	Offers affordable high speed exterior door solution for most commercial/industrial exterior openings.
4 Knock-away Bottom Bar	Double-angle design with knock-away plate, pressure sensitive reversing edge, EPDM rubber loop	After impact door is easily reset with standard fasteners, reliable safety edge reduces chances of damage or injury, large rubber loop seals to uneven floors.
5 Endplate & Mounting Angles	Simply designed support structures to support easy and versatile installation. Self supporting steel frame.	Reduce installation cost and minimize clearances required around door opening. Reduce maintenance costs.
6 Direct Drive	No hinges, cables, pulleys or tension springs required for counterbalance.	Easier setup and troubleshooting. Reliable operation, less chance of breakdowns. Reduced maintenance costs.
7 Egress	Emergency manual chain hoist	Allows manual opening of door in case of power failure or emergency.
8 Mechanical Options	Hoods, traveling windbar, colors	Customize door to suit unique application conditions.



Electrical Feature	Description	Benefit
9 Drive System - 5 years or 1 million cycles	Heavy Duty Gear Direct Drive Operator includes operator and gearbox with integrated safety brake. Variable frequency drive integrated with control panel.	Motor and gearbox design eliminates need for counterbalancing. Maintenance free safety brake. Smooth, quiet operation with soft-start/soft-stop.
10 Door Speeds - open/close	up to 60/30 inches per second	Fast door operation reduces HVAC costs, increases productivity.
11 Control Panel - 12"W x 16"H x 5"D	Integrated logic board with extensive pre-sets, diagnostics and fast startup. Integrated variable frequency drive. NEMA 4 metal enclosure, wall mount.	Easy standard setup, reliable operation, easy troubleshooting. Panel mounted door control buttons, E-stop and rotary disconnect.
12 Photoeyes	Guide-mounted through-beam photoelectric sensor	Reliable safety feature that reverses door travel if obstructed.
13 Plug and Play cable system (optional)	Cabling and connectors at control panel and operator	Provides quick and easy installation, setup and maintenance of door system.
14 Reversing Edge	Pressure sensitive, wireless connection	Provides reliable safety, easy installation, low maintenance.
15 Activation Options	Remote controls, pull cords, loop & motion detectors and more	Accommodates a wide range of applications, added safety and convenience of use.



Toll-free 1-866-792-9968 Fax 1-705-735-9564 info@tnrdoors.com TNRdoors.com

